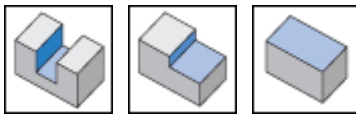
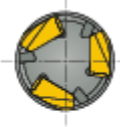
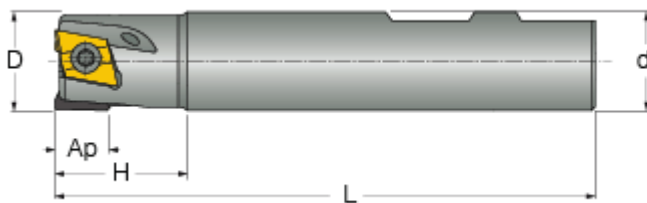




**T290 ELN-10** : SUMOMILL Endmills with tangentially clamped inserts.



| Designation               | D     | Z | L      | H     | ap    | d     | Shank | Kg   |
|---------------------------|-------|---|--------|-------|-------|-------|-------|------|
| T290 ELN D20-02-C20-10    | 20.00 | 2 | 110.00 | 27.00 | 10.00 | 20.00 | C     | 0.33 |
| T290 ELN D20-03-C20-10    | 20.00 | 3 | 110.00 | 27.00 | 10.00 | 20.00 | C     | 0.10 |
| T290 ELN D20-03-W20-10    | 20.00 | 3 | 90.00  | 28.00 | 10.00 | 20.00 | W     | 0.52 |
| T290 ELN D25-03-C25-10-XL | 25.00 | 3 | 150.00 | 30.00 | 10.00 | 25.00 | C     | 0.61 |
| T290 ELN D25-04-C25-10    | 25.00 | 4 | 120.00 | 28.00 | 10.00 | 25.00 | C     | 0.63 |
| T290 ELN D25-04-W25-10    | 25.00 | 4 | 95.00  | 30.00 | 10.00 | 25.00 | W     | 0.55 |
| T290 ELN D32-04-C32-10-XL | 32.00 | 4 | 150.00 | 30.00 | 10.00 | 32.00 | C     | 1.22 |
| T290 ELN D32-05-C32-10    | 32.00 | 5 | 130.00 | 28.00 | 10.00 | 32.00 | C     | 0.64 |
| T290 ELN D32-05-W32-10    | 32.00 | 5 | 110.00 | 30.00 | 10.00 | 32.00 | W     | 0.94 |
| T290 ELN D40-05-C32-10-XL | 40.00 | 5 | 150.00 | 30.00 | 10.00 | 32.00 | C     | 0.32 |
| T290 ELN D40-06-C32-10    | 40.00 | 6 | 130.00 | 30.00 | 10.00 | 32.00 | C     | 0.32 |
| T290 ELN D40-06-W32-10    | 40.00 | 6 | 110.00 | 30.00 | 10.00 | 32.00 | W     | 0.32 |